






PRODUCT SHEET
REV 0.0 - IT202502
**4010P FLAMINGO
PLUS**



ORGANIZATION WITH QUALITY MANAGEMENT SYSTEM
ISO 9001:2015 CERTIFIED by
EuCI European Certification Institute LTD
Certificate N.: GOTT2532Q1902

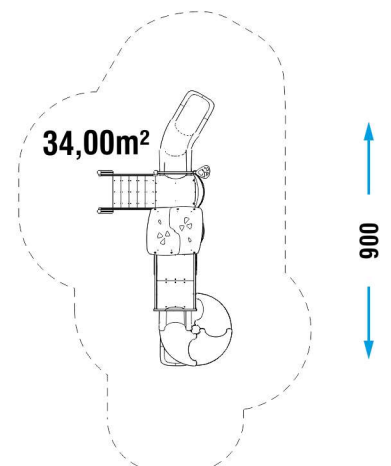
ORGANIZATION WITH ENVIRONMENTAL MANAGEMENT SYSTEM
ISO 14001:2015 CERTIFIED by
EuCI European Certification Institute LTD
Certificate No.: GOTT2532E1801



	CATALOG COLLECTION	TIKA LINE
	DIMENSIONS (L x W x H) in cm	260 x 520 x 325 cm
	IMPACT AREA	34,00 m ²
	MAXIMUM CFH	160 cm
	SUGGESTED AGE OF USE	3+
	NUMBER OF USERS	14

SECURITY AREA

550



PRODUCT SHEET

REV 0.0 - IT202502

4010P FLAMINGO PLUS



ORGANIZATION WITH QUALITY MANAGEMENT SYSTEM
 ISO 9001:2015 CERTIFIED by
 EuCI European Certification Institute LTD
 Certificate N.: GOTT2532Q1902

ORGANIZATION WITH ENVIRONMENTAL MANAGEMENT SYSTEM
 ISO 14001:2015 CERTIFIED by
 EuCI European Certification Institute LTD
 Certificate No.: GOTT2532E1801


COMPOSITION

- n° 6 70 x70 mm octagonal section aluminium structural posts
 - n° 2 recycled anti-slip HDPE decks
 - n° 1 recycled HDPE sheet gable roof
 - n° 2 open metal guard panels
 - n° 2 roto-molded PTE guard panels
 - n° 1 recycled HDPE sheet decoration
 - n° 1 stairs with recycled anti-slip HDPE treads
 - n° 1 roto-molded PTE modular slide H100
 - n° 1 roto-molded PTE spiryal slide H160
- n° 1 metal spiral balcony with anti-slip HDPE decks
 - n° 2 recycled HDPE sheet climbings

PLAY PANELS




LUDIC PLAY PANEL
x1



LUDIC PLAY PANEL
x1

INSTALLATION



Where there is an aluminum pole, the plinth must be created directly on it.



If there is already an adequate fund in CLS the game can be supplied with special brackets for fixing to the ground (option applicable only with confirmation of feasibility).

Make a proper security surface according to CFH. Periodic maintenance is mandatory, following manual supplied to customer.

MATERIALE (mm) MATERIAL (mm)	DESCRIZIONE (mm) DESCRIPTION (mm)	PROFONDITÀ MINIMA (mm) (b) MINIMUM DEPTH (mm) (b)	ALTEZZA MASSIMA DI CADUTA (mm) CRITICAL FALL HEIGHT (mm)
PRATO/TERRICCIO LAWN/SOIL			1000 (d)
CORTECCIA BARK	PEZZATURA DA 20 A 80 20 TO 80 GRAIN SIZE	200	2000
		300	3000
TRUCIOLI DI LEGNO WOOD CHIPS	PEZZATURA DA 20 A 80 20 TO 80 GRAIN SIZE	200	2000
		300	3000
SABBIA SAND	PEZZATURA DA 20 A 80 20 TO 80 GRAIN SIZE	200	2000
		300	3000
GHIAIA GRAVEL	PEZZATURA DA 20 A 80 20 TO 80 GRAIN SIZE	200	2000
		300	3000
PAVIMENTAZIONE IN GOMMA RISPONDENTE A HIC RUBBER SURFACING RESPONDENT TO HIC	SPESSORE/THICKNESS	30mm	1000
		40mm	1300
		45mm	1500
		60mm	2000
		70mm	2500
		90mm	3000
			SOTTOPOSTA A PROVE DI CADUTA DEPENDENT ON CERTIFICATION TESTS