




SLIDING



CRAWLING



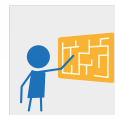
CLIMBING



WALK/BALANCE



INTERACTIVE GAME



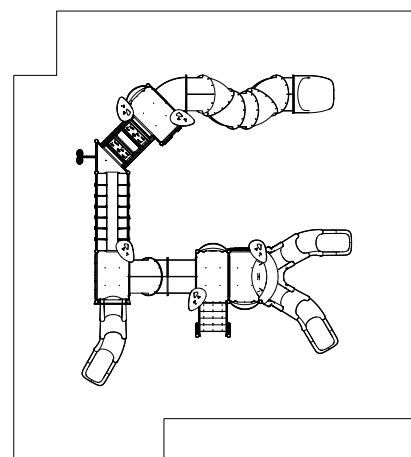
CATALOG COLLECTION	TIKA LINE
DIMENSIONS (L x W x H) in cm	640 x 725 x 355
MAXIMUM CFH	180
IMPACT ATTENUATING SURFACE	min.92,25 m ² - MAX 99,75 m ²
SUGGESTED AGE OF USE	3 +

COMPOSITION

- n°17 70 x70 mm octagonal section aluminium structural poles
- n°5 recycled anti-slip HDPE decks
- n°2 open metal guard panels
- n°2 recycled HDPE guard panels
- n°3 roto-molded PTE guard panel
- n°1 roto-molded PTE tunnel bridge
- n°1 «CORDE» bridge
- n°1 «SAETTA» bridge
- n°1 stairs with recycled anti-slip HDPE treads
- n°1 HDPE sheet climbing
- n°1 metal perch
- n°1 «4 DISCHI» play panel
- n°1 «TROTTOLA» play panel
- n°1 «PUZZLE» play panel
- n°1 roto-molded PTE modular slide H120
- n°1 roto-molded PTE modular tube slide H180
- n°1 roto-molded PTE modular double slide H120
- n°5 recycled HDPE sheet decorations

SECURITY AREA

950



1050

Make a proper security surface according to CFH. Periodic maintenance is mandatory, following manual supplied to customer.