




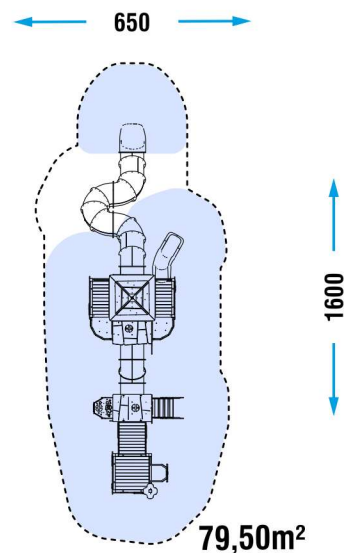




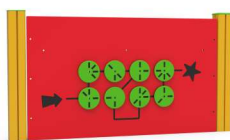
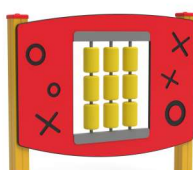
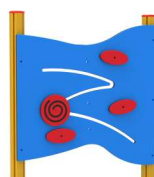
	CATALOG COLLECTION	PARTY LINE
	<b>DIMENSIONS (L x W x H) in cm</b>	1230 x 340 x 570 cm
	<b>IMPACT AREA</b>	69,00 m <sup>2</sup>
	<b>MAXIMUM CFH</b>	125 cm (270 cm)
	<b>SUGGESTED AGE OF USE</b>	5+
	<b>NUMBER OF USERS</b>	25


**SECURITY AREA**



**COMPOSITION**

- n° 22 90x90 mm square section aluminum structural posts
- n° 9 decks with powder-coated metal frame and aluminum slats
- n° 1 HDPE sheet stairs with recycled non-slip HDPE steps
- n° 7 HDPE sheet guard panels
- n° 1 open metal guard panel
- n° 1 «ZIG-ZAG» perch
- n° 2 round balconies
- n° 1 steel ladder with protective metal locks and HDPE sheet
- n° 1 «CORDE» bridge
- n° 1 «RAMPA» bridge
- n° 1 rotational PTE four-pitched roof
- n° 2 HDPE sheet roofs
- n° 3 HDPE sheet climbings
- n° 1 rope climbing and PTE rungs
- n° 1 2-rung backrest
- n° 1 HDPE sheet thrust bearing
- n° 1 roto-molded PTE modular tunnel
- n° 1 roto-molded PTE modular slide (H110)
- n° 1 roto-molded PTE tube modular slide (H300)
- n° 1 table with throne

**PLAY PANELS**

**EDUCATIONAL PLAY PANEL**  
**x1**

**LUDIC PLAY PANEL**  
**x2**

**LUDIC PLAY PANEL**  
**x1**

**MUSICAL PLAY PANEL**  
**x1**
**INSTALLATION**


Where there is an aluminum pole, the plinth must be created directly on it.



If there is already an adequate fund in CLS the game can be supplied with special brackets for fixing to the ground (option applicable only with confirmation of feasibility).

Make a proper security surface according to CFH. Periodic maintenance is mandatory, following manual supplied to customer.

MATERIALE (mm) MATERIAL (mm)	DESCRIZIONE (mm) DESCRIPTION (mm)	PROFONDITÀ MINIMA (mm) (b) MINIMUM DEPTH (mm) (b)	ALTEZZA MASSIMA DI CADUTA (mm) CRITICAL FALL HEIGHT (mm)
PRATO/TERRICCIO LAWN/SOIL			1000 (d)
CORTECCIA BARK	PEZZATURA DA 20 A 80 20 TO 80 GRAIN SIZE	200	2000
		300	3000
TRUCIOLI DI LEGNO WOOD CHIPS	PEZZATURA DA 20 A 80 20 TO 80 GRAIN SIZE	200	2000
		300	3000
SABBIA SAND	PEZZATURA DA 20 A 80 20 TO 80 GRAIN SIZE	200	2000
		300	3000
GHIAIA GRAVEL	PEZZATURA DA 20 A 80 20 TO 80 GRAIN SIZE	200	2000
		300	3000
PAVIMENTAZIONE IN GOMMA RISPONDENTE A HIC RUBBER SURFACING RESPONDENT TO HIC	SPESSORE/THICKNESS	30mm	1000
		40mm	1300
		45mm	1500
		60mm	2000
		70mm	2500
		90mm	3000
			SOTTOPOSTA A PROVE DI CADUTA DEPENDENT ON CERTIFICATION TESTS