
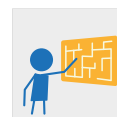


**CRAWLING****MEETING & ROLE PLAY****CLIMBING****INTERACTIVE GAME****SLIDING**

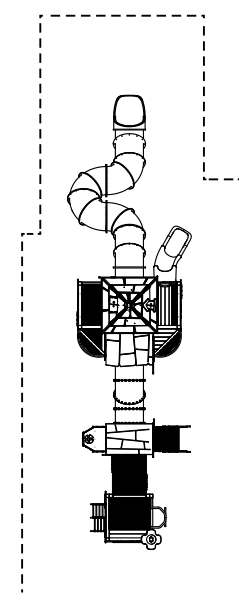
<b>CATALOG COLLECTION</b>	PARTY LINE
<b>DIMENSIONS (L x W x H) in cm</b>	1250 x 340 x 570
<b>MAXIMUM CFH</b>	125
<b>IMPACT ATTENUATING SURFACE</b>	min. 88,50 m <sup>2</sup> - MAX 96,00 m <sup>2</sup>
<b>SUGGESTED AGE OF USE</b>	6 +

**COMPOSITION**

- n°18 timber or aluminium poles 9x9cm
- n°11 timber or aluminium decks
- n°3 rotational PTE roofs with HDPE decorations
- n°1 rope net bridge
- n°1 ramp bridge with HDPE sidepanels
- n°1 tunnel bridge
- n°11 HDPE sheet guardpanels
- n°4 metal guardpanels
- n°1 timber or aluminium closed stair
- n°1 tube slide
- n°1 single track modular slide
- n°1 HDPE throne with table
- n°5 HDPE sheet playpanels
- n°3 HDPE sheet climbings
- n°1 metal ladder
- n°1 rope net climbing
- n°1 metal perch with handgrips
- n°1 metal ladder with HDPE and metal protective closers

**SECURITY AREA**

640



1590

Make a proper security surface according to CFH. Periodic maintenance is mandatory, following manual supplied to customer.