




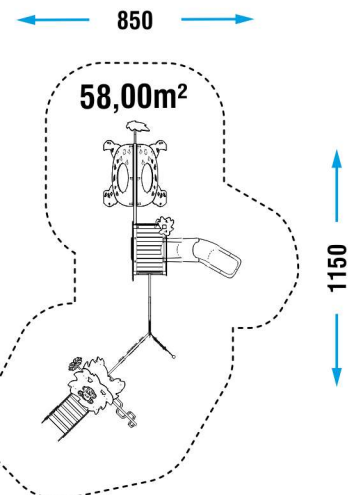


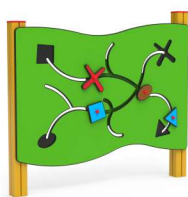
	CATALOG COLLECTION	PARTY LINE
	<b>DIMENSIONS (L x W x H) in cm</b>	830 x 520 x 335 cm
	<b>IMPACT AREA</b>	58,00 m <sup>2</sup>
	<b>MAXIMUM CFH</b>	200 cm
	<b>SUGGESTED AGE OF USE</b>	5+
	<b>NUMBER OF USERS</b>	15

**SECURITY AREA**





**COMPOSITION**

- n° 8 90x90 mm square section aluminium structural posts
- n° 6 70x70 mm octagonal section aluminium structural posts
- n° 2 decks with powder-coated metal frame and aluminum slats
- n° 1 HDPE sheet stairs with anti-slip recycled HDPE sheet stairs
- n° 3 open metal guard panel for perch
- n° 1 open metal guard panel
- n° 1 perch
- n° 1 metal «ARCO» climbing
- n° 1 HDPE sheet climbing with tube
- n° 1 rope climbing
- n° 2 HDPE sheet guard panels
- n° 1 HDPE sheet roof and roto-molded PTE supports
- n° 1 HDPE sheet thrust bearing
- n° 1 HDPE sheet climbing
- n° 1 net frame
- n° 1 roto-molded PTE modular slides (H125)
- HDPE sheet decorations

**PLAY PANELS**

**LUDIC PLAY PANEL**  
**x1**

**LUDIC PLAY PANEL**  
**x1**

**MUSICAL PLAY PANEL**  
**x1**

**EDUCATIONAL PLAY PANEL**  
**x1**
**INSTALLATION**


Where there is an aluminum pole, the plinth must be created directly on it.



If there is already an adequate fund in CLS the game can be supplied with special brackets for fixing to the ground (option applicable only with confirmation of feasibility).

Make a proper security surface according to CFH. Periodic maintenance is mandatory, following manual supplied to customer.

MATERIALE (mm) MATERIAL (mm)	DESCRIZIONE (mm) DESCRIPTION (mm)	PROFONDITÀ MINIMA (mm) (b) MINIMUM DEPTH (mm) (b)	ALTEZZA MASSIMA DI CADUTA (mm) CRITICAL FALL HEIGHT (mm)
PRATO/TERRICCIO LAWN/SOIL			1000 (d)
CORTECCIA BARK	PEZZATURA DA 20 A 80 20 TO 80 GRAIN SIZE	200	2000
		300	3000
TRUCIOLI DI LEGNO WOOD CHIPS	PEZZATURA DA 20 A 80 20 TO 80 GRAIN SIZE	200	2000
		300	3000
SABBIA SAND	PEZZATURA DA 20 A 80 20 TO 80 GRAIN SIZE	200	2000
		300	3000
GHIAIA GRAVEL	PEZZATURA DA 20 A 80 20 TO 80 GRAIN SIZE	200	2000
		300	3000
PAVIMENTAZIONE IN GOMMA RISPONDENTE A HIC RUBBER SURFACING RESPONDENT TO HIC	SPESSORE/THICKNESS	30mm	1000
		40mm	1300
		45mm	1500
		60mm	2000
		70mm	2500
		90mm	3000