


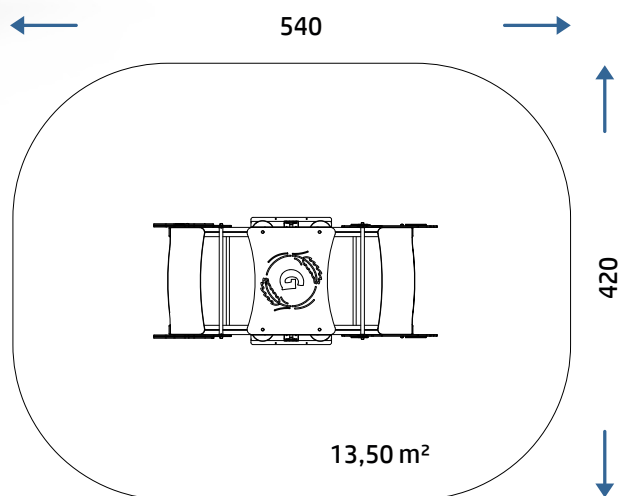
PRODUCT SHEET

870 SANDRO

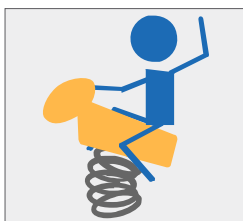
REV 0.0 - IT202509



SECURITY AREA



ROCKING



COMPOSIZIONE

- n° 2 aluminum load-bearing beams 90x90mm
- n° 2 powder coated metal bases with steel pivot pin on bearings
- HDPE sheet templates
- n° 2 tubular metal handles
- n° 2 tubular metal footrests
- cushioning system using PFU
- n° 4 Ø200mm drawn steel springs with anti-crushing system






INSTALLATIONS



Freestanding version

CATALOG COLLECTION

PLAYGROUND ESSENTIALS

	DIMENSIONS (L X W X H)	240 x 115 x 120 cm
	IMPACT AREA	13,50 m ²
	MAXIMUM CFH	85 cm
	SUGGESTED AGE OF USE	3+
	NUMBER OF USERS	4