




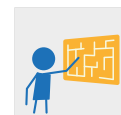
**CRAWLING**



**CLIMBING**



**INTERACTIVE GAME**



**WALK/BALANCE**



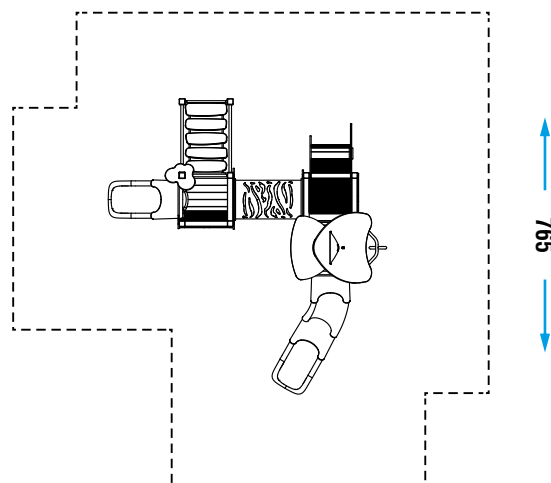
**SLIDING**



<b>CATALOG COLLECTION</b>	PARTY LINE
<b>DIMENSIONS (L x W x H) in cm</b>	465 x 440 x 360
<b>MAXIMUM CFH</b>	140
<b>IMPACT ATTENUATING SURFACE</b>	min. 47,00 m <sup>2</sup> - MAX 56,25 m <sup>2</sup>
<b>SUGGESTED AGE OF USE</b>	3 +
<b>COMPOSITION</b>	<ul style="list-style-type: none"> <li>- n°12 timber or aluminium poles 9x9cm</li> <li>- n°3 timber or aluminium decks</li> <li>- n°1 HDPE sheet roof</li> <li>- n°1 HDPE sheet tunnel</li> <li>- n°1 ramp bridge with HDPE sheet cross steps</li> <li>- n°4 HDPE sheet guardpanels</li> <li>- n°2 metal guardpanels</li> <li>- n°1 timber or aluminium stairs</li> <li>- n°2 modular slides</li> <li>- n°1 HDPE sheet panel with bench</li> <li>- n°1 metal perch</li> </ul>

**SECURITY AREA**

740



Make a proper security surface according to CFH. Periodic maintenance is mandatory, following manual supplied to customer.