





INTERACTIVE GAME




WALK/BALANCE



CLIMBING



SLIDING

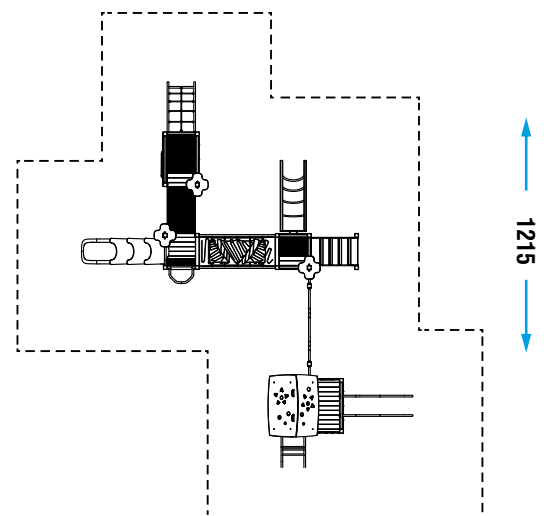


<b>CATALOG COLLECTION</b>	FUN COLLECTION
<b>DIMENSIONS (L x W x H) in cm</b>	915 x 785 x 340
<b>MAXIMUM CFH</b>	150
<b>IMPACT ATTENUATING SURFACE</b>	min. 88,75 m <sup>2</sup> - MAX 132,00 m <sup>2</sup>
<b>SUGGESTED AGE OF USE</b>	6 +

<b>COMPOSITION</b>	<ul style="list-style-type: none"> <li>- n°18 timber or aluminium poles 9x9cm</li> <li>- n°5 timber or aluminium decks</li> <li>- n°1 gable roof</li> <li>- n°8 metal guardpanels</li> <li>- n°2 HDPE sheet guardpanels</li> <li>- n°1 modular slide</li> <li>- n°2 HDPE sheet playpanels</li> <li>- n°1 metal playpanel</li> <li>- n°1 arch rope climbing</li> <li>- n°1 arch bridge</li> <li>- n°1 perch</li> <li>- n°1 moving bridge</li> <li>- n°2 HDPE sheet decoration flowers</li> <li>- n°1 metal arch climbing</li> <li>- n°1 HDPE sheet ramp with guardpanels</li> <li>- n°2 metal tubular ladders</li> <li>- n°1 rope net climbing with discs</li> <li>- n°1 metal tubular stepladder</li> <li>- n°1 metal tubular slide</li> </ul>
--------------------	--

SECURITY AREA

1085



Make a proper security surface according to CFH. Periodic maintenance is mandatory, following manual supplied to customer.