

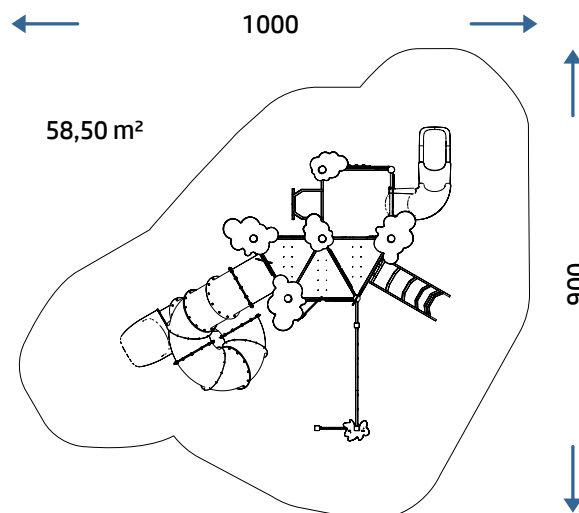
PRODUCT SHEET






5602 SAVANNAH

REV 0.0 - IT202509



SECURITY AREA



	CATALOG COLLECTION	PARTY LINE
	DIMENSIONS (L X W X H)	630 x 600 x 560 cm
	IMPACT AREA	58,50 m ²
	MAXIMUM CFH	180 cm
	SUGGESTED AGE OF USE	5+
	NUMBER OF USERS	25

PRODUCT SHEET

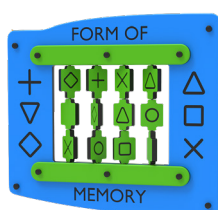
5602 SAVANNAH

REV 0.0 - IT202509

COMPOSITION

- n° 7 Ø120 mm hexagonal section aluminium structural posts
- n° 3 90x90 mm square section aluminium structural posts
- n° 4 powder-coated chequered aluminium decks
- n° 1 open metal guard panel for perch
- n° 1 «ZIG-ZAG» perch
- n° 1 metal «ARCO» climbing
- n° 3 HDPE sheet climblings
- n° 1 «JOLLY» net frame
- n° 1 3-rung backrest
- n° 5 closed metal guard panels
- n° 2 HDPE sheet guard panels
- n° 1 roto-molded PTE modular slide (H140)
- n° 1 roto-molded PTE modular tube slide (H270)
- n° 1 HDPE sheet bench
- HDPE sheet decorations

PLAY PANELS




LUDIC PLAY
PANEL X1



MUSIC PLAY
PANEL X1

INSTALLATION



Where there is an aluminum pole, the plinth must be created directly on it.



If there is already an adequate fund in CLS the game can be supplied with special brackets for fixing to the ground (option applicable only with confirmation of feasibility).

Make a proper security surface according to CFH. Periodic maintenance is mandatory, following manual supplied to customer.

MATERIAL (mm)	DESCRIPTION (mm)	MINIMUM DEPTH (mm) (b)	CRITICAL FALL HEIGHT (mm)
LAWN/SOIL			1000 (d)
BARK	20 TO 80 GRAIN SIZE	200 300	2000 3000
WOOD CHIPS	20 TO 80 GRAIN SIZE	200 300	2000 3000
SAND	20 TO 80 GRAIN SIZE	200 300	2000 3000
GRAVEL	20 TO 80 GRAIN SIZE	200 300	2000 3000
RUBBER SURFACING RESPONDENT TO HIC	THICKNESS 30 MM		DEPENDENT ON CERTIFICATION TESTS 1000
	THICKNESS 40 MM		1300
	THICKNESS 45 MM		1500
	THICKNESS 60 MM		2000
	THICKNESS 70 MM		2500
	THICKNESS 90 MM		3000