

PRODUCT SHEET  
REV 0.0 - IT202504  
**5501 CIBEL**



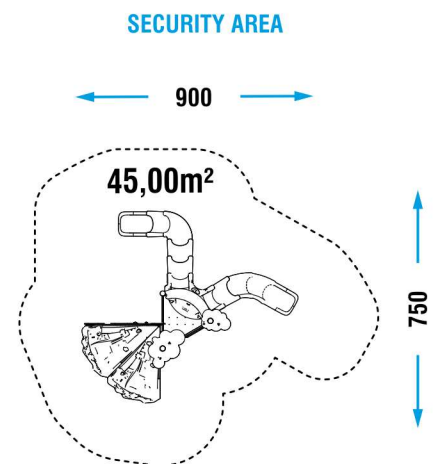
ORGANIZATION WITH QUALITY MANAGEMENT SYSTEM  
ISO 9001:2015 CERTIFIED by  
EuCI European Certification Institute LTD  
Certificate N.: GOTT2532Q1902

ORGANIZATION WITH ENVIRONMENTAL MANAGEMENT SYSTEM  
ISO 14001:2015 CERTIFIED by  
EuCI European Certification Institute LTD  
Certificate No: GOTT2532E1801



<b>SLIDING</b>	<b>INTERACTIVE GAME</b>	<b>CLIMBING</b>

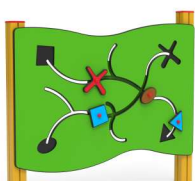
	CATALOG COLLECTION	PARTY LINE
	<b>DIMENSIONS (L x W x H) in cm</b>	520 x 460 x 390 cm
	<b>IMPACT AREA</b>	45,00 m <sup>2</sup>
	<b>MAXIMUM CFH</b>	180 cm
	<b>SUGGESTED AGE OF USE</b>	5+
	<b>NUMBER OF USERS</b>	15



**COMPOSITION**

- n° 4 hexagonal section Ø120 mm structural aluminum posts
- n° 1 powder-coated chevron-plated aluminum deck
- n° 1 open metal guard panel
- n° 1 closed metal guard panel
- n° 2 rotational PTE rock modules
- n° 1 roto-molded PTE double modular slide (H180)
- n° 1 HDPE sheet climbing
- n° 1 HDPE sheet bench and table
- HDPE sheet decorations

**PLAY PANELS**




**EDUCATIONAL PLAY PANEL**  
**x1**



**MUSICAL PLAY PANEL**  
**x1**

**INSTALLATION**



Where there is an aluminum pole, the plinth must be created directly on it.



If there is already an adequate fund in CLS the game can be supplied with special brackets for fixing to the ground (option applicable only with confirmation of feasibility).

Make a proper security surface according to CFH. Periodic maintenance is mandatory, following manual supplied to customer.

MATERIALE (mm) MATERIAL (mm)	DESCRIZIONE (mm) DESCRIPTION (mm)	PROFONDITÀ MINIMA (mm) (b) MINIMUM DEPTH (mm) (b)	ALTEZZA MASSIMA DI CADUTA (mm) CRITICAL FALL HEIGHT (mm)
PRATO/TERRICCIO LAWN/SOIL			1000 (d)
CORTECCIA BARK	PEZZATURA DA 20 A 80 20 TO 80 GRAIN SIZE	200	2000
		300	3000
TRUCIOLI DI LEGNO WOOD CHIPS	PEZZATURA DA 20 A 80 20 TO 80 GRAIN SIZE	200	2000
		300	3000
SABBIA SAND	PEZZATURA DA 20 A 80 20 TO 80 GRAIN SIZE	200	2000
		300	3000
GHIAIA GRAVEL	PEZZATURA DA 20 A 80 20 TO 80 GRAIN SIZE	200	2000
		300	3000
PAVIMENTAZIONE IN GOMMA RISPONDENTE A HIC RUBBER SURFACING RESPONDENT TO HIC	SPESSORE/THICKNESS	30mm	1000
		40mm	1300
		45mm	1500
		60mm	2000
		70mm	2500
		90mm	3000
			SOTTOPOSTA A PROVE DI CADUTA DEPENDENT ON CERTIFICATION TESTS