

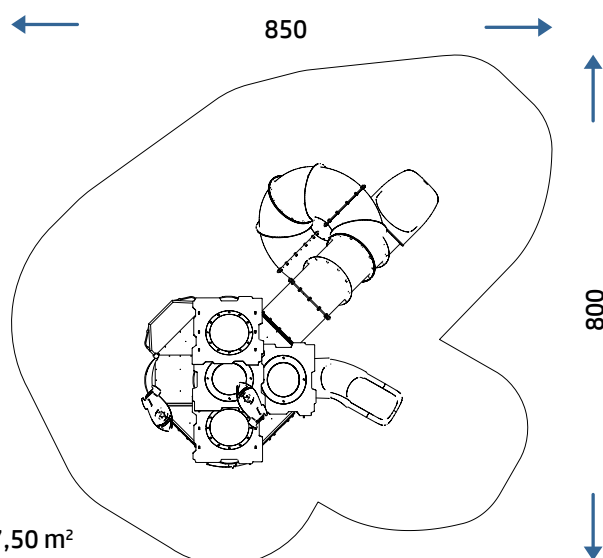
## PRODUCT SHEET






## 4510 CAROL

REV 0.0 - IT202509



### SECURITY AREA



	<b>CATALOG COLLECTION</b>	TIKA LINE
	<b>DIMENSIONS (L X W X H)</b>	465 x 455 x 585 cm
	<b>IMPACT AREA</b>	44,00 m <sup>2</sup>
	<b>MAXIMUM CFH</b>	275 cm
	<b>SUGGESTED AGE OF USE</b>	5+
	<b>NUMBER OF USERS</b>	25

# PRODUCT SHEET

# 4510 CAROL

REV 0.0 - IT202509

## COMPOSITION

- n° 12 70x70 octagonal section structural aluminum posts with octagonal section 70x70 mm
- n° 13 recycled anti-slip HDPE platforms
- n° 4 closed metal guard panels
- n° 2 closed HDPE guard panels
- n° 2 closed metal and HDPE guard panels
- n° 4 rotational PTE guard panels
- n° 1 vertical rope climbing
- n° 3 HDPE sheet climbing
- n° 1 roto-molded PTE modular slide (H90)
- n° 1 roto-molded PTE tube spiral slide (H270)
- n° 4 HDPE sheet roofs
- HDPE decorations
- n° 1 roto-molded PTE modular double slide H120


## PLAY PANELS



LUDIC PLAY PANEL X1




LUDIC PLAY PANEL X1




LUDIC PLAY PANEL X1

## INSTALLATION



Where there is an aluminum pole, the plinth must be created directly on it.



If there is already an adequate fund in CLS the game can be supplied with special brackets for fixing to the ground (option applicable only with confirmation of feasibility).

Make a proper security surface according to CFH. Periodic maintenance is mandatory, following manual supplied to customer.

MATERIAL (mm)	DESCRIPTION (mm)	MINIMUM DEPTH (mm) (b)	CRITICAL FALL HEIGHT (mm)
LAWN/SOIL			1000 (d)
BARK	20 TO 80 GRAIN SIZE	200 300	2000 3000
WOOD CHIPS	20 TO 80 GRAIN SIZE	200 300	2000 3000
SAND	20 TO 80 GRAIN SIZE	200 300	2000 3000
GRAVEL	20 TO 80 GRAIN SIZE	200 300	2000 3000
RUBBER SURFACING RESPONDENT TO HIC	THICKNESS 30 MM		DEPENDENT ON CERTIFICATION TESTS 1000
	THICKNESS 40 MM		1300
	THICKNESS 45 MM		1500
	THICKNESS 60 MM		2000
	THICKNESS 70 MM		2500
	THICKNESS 90 MM		3000