

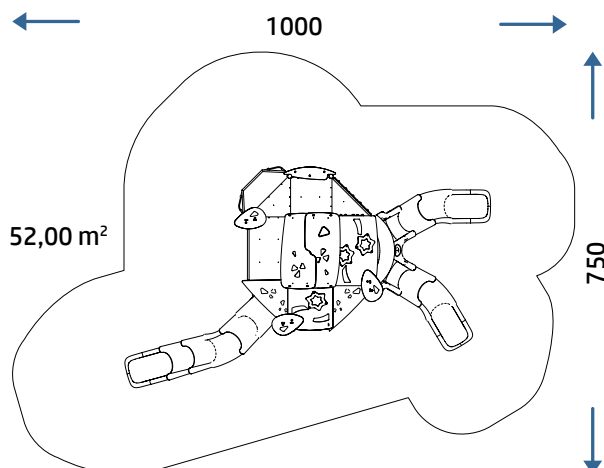
PRODUCT SHEET






4504 JOYCE

REV 0.0 - IT202509



SECURITY AREA



	CATALOG COLLECTION	TIKA LINE
	DIMENSIONS (L X W X H)	650 x 395 x 495 cm
	IMPACT AREA	52,00 m ²
	MAXIMUM CFH	275 cm
	SUGGESTED AGE OF USE	5+
	NUMBER OF USERS	25

PRODUCT SHEET

4504 JOYCE

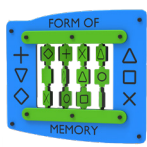
REV 0.0 - IT202509

COMPOSITION

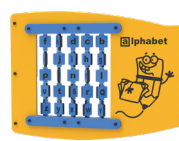
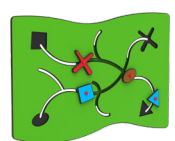
- n° 12 70x70 octagonal section structural aluminum posts
- n° 4 rectangular recycled anti-slip HDPE decks
- n° 3 square recycled anti-slip HDPE decks
- n° 5 triangular recycled anti-slip HDPE decks
- n° 6 closed metal guard panels
- n° 4 closed metal and HDPE guard panels
- n° 2 closed HDPE guard panels

- n° 1 roto-molded PTE guard panel
- n° 1 vertical rope climbing
- n° 3 climbing in HDPE sheet
- n° 1 roto-molded PTE modular slide (H190)
- n° 1 double roto-molded PTE modular slide (H130)
- n° 5 HDPE roofs in sheet
- HDPE decorations

PLAY PANELS




LUDIC PLAY
PANELS X5




MUSIC PLAY
PANEL X1

EDUCATIONAL
PLAY PANELS X2

INSTALLATION



Where there is an aluminum pole, the plinth must be created directly on it.



If there is already an adequate fund in CLS the game can be supplied with special brackets for fixing to the ground (option applicable only with confirmation of feasibility).

Make a proper security surface according to CFH. Periodic maintenance is mandatory, following manual supplied to customer.

MATERIAL (mm)	DESCRIPTION (mm)	MINIMUM DEPTH (mm) (b)	CRITICAL FALL HEIGHT (mm)
LAWN/SOIL			1000 (d)
BARK	20 TO 80 GRAIN SIZE	200 300	2000 3000
WOOD CHIPS	20 TO 80 GRAIN SIZE	200 300	2000 3000
SAND	20 TO 80 GRAIN SIZE	200 300	2000 3000
GRAVEL	20 TO 80 GRAIN SIZE	200 300	2000 3000
RUBBER SURFACING RESPONDENT TO HIC	THICKNESS 30 MM		DEPENDENT ON CERTIFICATION TESTS 1000
	THICKNESS 40 MM		1300
	THICKNESS 45 MM		1500
	THICKNESS 60 MM		2000
	THICKNESS 70 MM		2500
	THICKNESS 90 MM		3000