

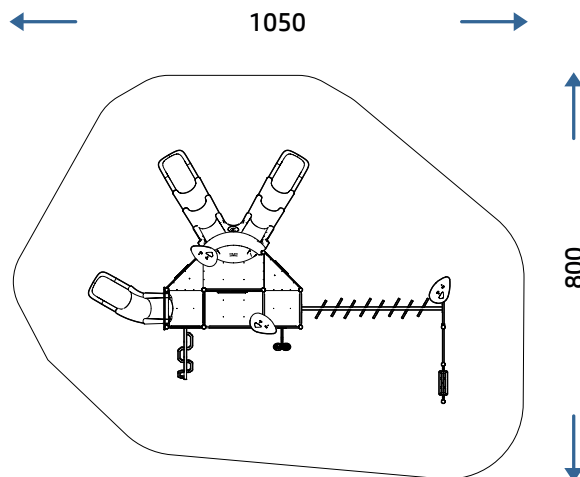
PRODUCT SHEET






4422 KALEO

REV 0.0 - IT202509



SECURITY AREA



	CATALOG COLLECTION	TIKA LINE
	DIMENSIONS (L X W X H)	715 x 505 x 310 cm
	IMPACT AREA	63,00 m ²
	MAXIMUM CFH	155 cm
	SUGGESTED AGE OF USE	5+
	NUMBER OF USERS	24

PRODUCT SHEET

4422 KALEO

REV 0.0 - IT202509


COMPOSITION		
- n° 14 70 x70 mm octagonal section aluminium structural poles	- n° 3 HDPE sheet climbing	
- n° 5 recycled anti-slip HDPE decks	- n° 1 metal perch	
- roto-molded PTE modular slide H100	- n° 1 metal climbing	
- n° 1 roto-molded PTE modular double slide H125	- n° 2 metal crossbars	
- n° 6 open metal guard panels	- n° 1 metal ladder	
- n° 1 recycled HDPE and metal guard panel	- n° 2 metal handles	
- n° 2 recycled HDPE guard panels	- n° 1 «SPIRALE» overhead element	
	- n° 5 recycled HDPE sheet decorations	

PLAY PANELS




MUSIC PLAY PANEL X1

INSTALLATION



Where there is an aluminum pole, the plinth must be created directly on it.



If there is already an adequate fund in CLS the game can be supplied with special brackets for fixing to the ground (option applicable only with confirmation of feasibility).

Make a proper security surface according to CFH. Periodic maintenance is mandatory, following manual supplied to customer.

MATERIAL (mm)	DESCRIPTION (mm)	MINIMUM DEPTH (mm) (b)	CRITICAL FALL HEIGHT (mm)
LAWN/SOIL			1000 (d)
BARK	20 TO 80 GRAIN SIZE	200	2000
		300	3000
WOOD CHIPS	20 TO 80 GRAIN SIZE	200	2000
		300	3000
SAND	20 TO 80 GRAIN SIZE	200	2000
		300	3000
GRAVEL	20 TO 80 GRAIN SIZE	200	2000
		300	3000
RUBBER SURFACING RESPONDENT TO HIC	THICKNESS 30 MM		DEPENDENT ON CERTIFICATION TESTS 1000
	THICKNESS 40 MM		1300
	THICKNESS 45 MM		1500
	THICKNESS 60 MM		2000
	THICKNESS 70 MM		2500
	THICKNESS 90 MM		3000