

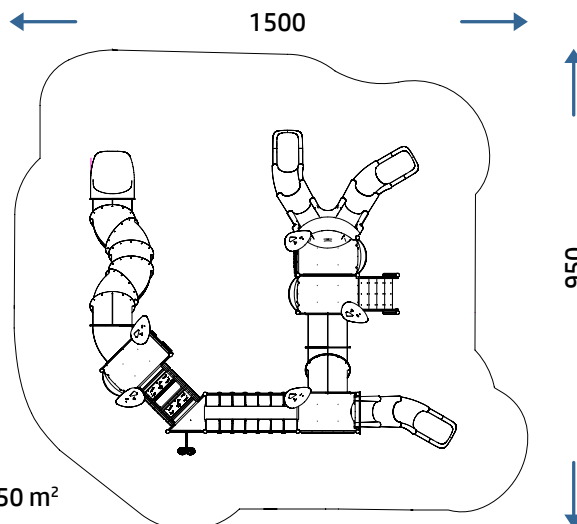
PRODUCT SHEET






4403 SASHA

REV 0.0 - IT202509



SECURITY AREA



	CATALOG COLLECTION	TIKA LINE
	DIMENSIONS (L X W X H)	640 x 725 x 355 cm
	IMPACT AREA	84,50 m ²
	MAXIMUM CFH	180 cm
	SUGGESTED AGE OF USE	3+
	NUMBER OF USERS	25

PRODUCT SHEET

4403 SASHA


REV 0.0 - IT202509

COMPOSITION

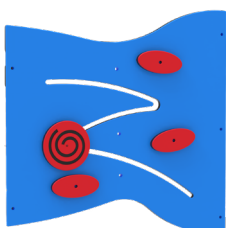
- n° 17 70 x70 mm octagonal section aluminium structural posts
- n° 5 recycled anti-slip HDPE decks
- n° 2 open metal guard panels
- n° 2 recycled HDPE guard panels
- n° 3 roto-molded PTE guard panel
- n° 1 roto-molded PTE tunnel bridge
- n° 1 «CORDE» bridge

- n° 1 «SAETTA» bridge
- n° 1 stairs with recycled anti-slip HDPE steps
- n° 1 HDPE sheet climbing
- n° 1 metal perch
- n° 1 roto-molded PTE modular slide H120
- n° 1 roto-molded PTE modular tube slide H180
- n° 1 roto-molded PTE modular double slide H120
- n° 5 recycled HDPE sheet decorations

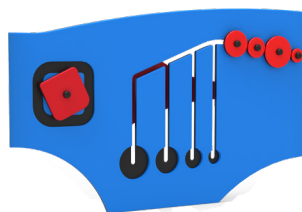
PLAY PANELS



LUDIC PLAY PANEL X1




LUDIC PLAY PANEL X1




LUDIC PLAY PANEL X1

INSTALLATION



Where there is an aluminum pole, the plinth must be created directly on it.



If there is already an adequate fund in CLS the game can be supplied with special brackets for fixing to the ground (option applicable only with confirmation of feasibility).

Make a proper security surface according to CFH. Periodic maintenance is mandatory, following manual supplied to customer.

MATERIAL (mm)	DESCRIPTION (mm)	MINIMUM DEPTH (mm) (b)	CRITICAL FALL HEIGHT (mm)
LAWN/SOIL			1000 (d)
BARK	20 TO 80 GRAIN SIZE	200 300	2000 3000
WOOD CHIPS	20 TO 80 GRAIN SIZE	200 300	2000 3000
SAND	20 TO 80 GRAIN SIZE	200 300	2000 3000
GRAVEL	20 TO 80 GRAIN SIZE	200 300	2000 3000
RUBBER SURFACING RESPONDENT TO HIC	THICKNESS 30 MM		DEPENDENT ON CERTIFICATION TESTS 1000
	THICKNESS 40 MM		1300
	THICKNESS 45 MM		1500
	THICKNESS 60 MM		2000
	THICKNESS 70 MM		2500
	THICKNESS 90 MM		3000