

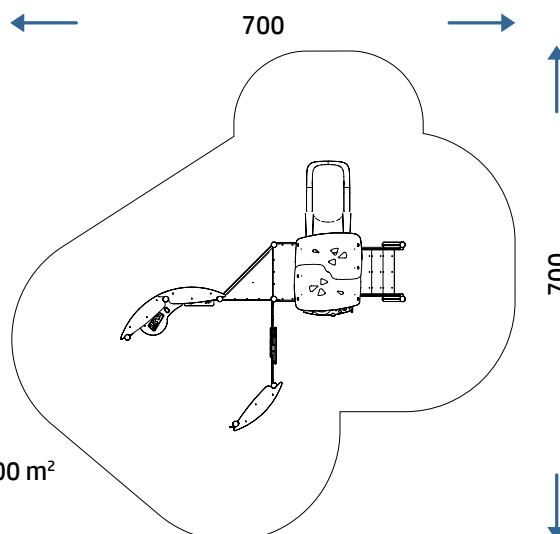
PRODUCT SHEET






4308 LOLA

REF. G. IT303500



SECURITY AREA



	CATALOG COLLECTION	TIKA LINE
	DIMENSIONS (L X W X H)	390 x 370 x 260 cm
	IMPACT AREA	29,00 m ²
	MAXIMUM CFH	60 cm
	SUGGESTED AGE OF USE	3+
	NUMBER OF USERS	15

PRODUCT SHEET

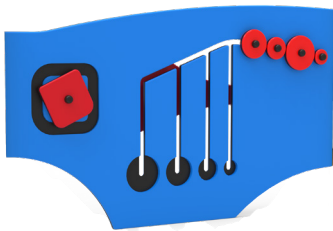
4308 LOLA

REV 0.0 - IT202509

- COMPOSITION**
- n° 11 70 x70 mm octagonal section aluminium structural posts
 - n° 3 recycled anti-slip HDPE decks
 - n° 1 recycled HDPE sheet gable roof
 - n° 1 open metal guard panel
 - n° 1 roto-molded PTE modular slide H60
 - n° 3 recycled HDPE sheet decorations
 - n° 1 stairs with recycled anti-slip HDPE steps

- n° 3 recycled HDPE guard panels
- n° 2 recycled HDPE sheet tables

PLAY PANELS




LUDIC PLAY PANEL X1




LUDIC PLAY PANEL X1

INSTALLATION



Where there is an aluminum pole, the plinth must be created directly on it.



If there is already an adequate fund in CLS the game can be supplied with special brackets for fixing to the ground (option applicable only with confirmation of feasibility).

Make a proper security surface according to CFH. Periodic maintenance is mandatory, following manual supplied to customer.

MATERIAL (mm)	DESCRIPTION (mm)	MINIMUM DEPTH (mm) (b)	CRITICAL FALL HEIGHT (mm)
LAWN/SOIL			1000 (d)
BARK	20 TO 80 GRAIN SIZE	200 300	2000 3000
WOOD CHIPS	20 TO 80 GRAIN SIZE	200 300	2000 3000
SAND	20 TO 80 GRAIN SIZE	200 300	2000 3000
GRAVEL	20 TO 80 GRAIN SIZE	200 300	2000 3000
RUBBER SURFACING RESPONDENT TO HIC	THICKNESS 30 MM		DEPENDENT ON CERTIFICATION TESTS 1000
	THICKNESS 40 MM		1300
	THICKNESS 45 MM		1500
	THICKNESS 60 MM		2000
	THICKNESS 70 MM		2500
	THICKNESS 90 MM		3000