

PRODUCT SHEET

REV 0.0 - IT202509

4307S TESEO SAFARI


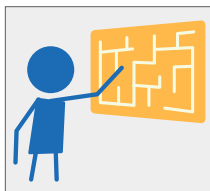


SLIDING

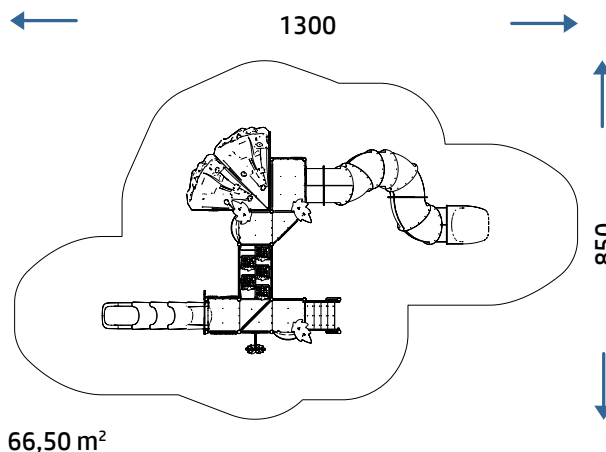
CLIMBING

INTERACTIVE GAME

WALK/BALANCE



SECURITY AREA



CATALOG COLLECTION

TIKA LINE

DIMENSIONS (L X W X H)

875 x 520 x 400 cm

IMPACT AREA

66,50 m²

MAXIMUM CFH

220 cm

SUGGESTED AGE OF USE

5+

NUMBER OF USERS

30

PRODUCT SHEET

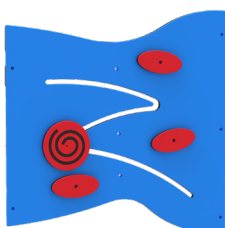
4307S TESEO SAFARI

REV 0.0 - IT202509

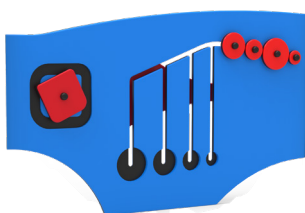
COMPOSITION

- n° 15 70 x70 mm octagonal section aluminium structural posts
- n° 7 recycled anti-slip HDPE decks
- n° 1 stairs with recycled anti-slip HDPE treads
- n° 4 recycled HDPE sheet decorations
- n° 4 recycled HDPE guard panels
- n° 7 open metal guard panels
- n° 1 roto-molded PTE guard panel
- n° 2 rotating mold PTE climber modules with sand quartz rosin handles
- n° 1 roto-molded PTE modular slide H150
- n° 1 roto-molded PTE tube modular slide H200
- n° 1 metal perch
- n° 1 «GOBBE» bridge
- n° 5 HDPE sheet climbings

PLAY PANELS




LUDIC PLAY PANEL X1




LUDIC PLAY PANEL X1

INSTALLATION



Where there is an aluminum pole, the plinth must be created directly on it.



If there is already an adequate fund in CLS the game can be supplied with special brackets for fixing to the ground (option applicable only with confirmation of feasibility).

Make a proper security surface according to CFH. Periodic maintenance is mandatory, following manual supplied to customer.

MATERIAL (mm)	DESCRIPTION (mm)	MINIMUM DEPTH (mm) (b)	CRITICAL FALL HEIGHT (mm)
LAWN/SOIL			1000 (d)
BARK	20 TO 80 GRAIN SIZE	200 300	2000 3000
WOOD CHIPS	20 TO 80 GRAIN SIZE	200 300	2000 3000
SAND	20 TO 80 GRAIN SIZE	200 300	2000 3000
GRAVEL	20 TO 80 GRAIN SIZE	200 300	2000 3000
RUBBER SURFACING RESPONDENT TO HIC	THICKNESS 30 MM		DEPENDENT ON CERTIFICATION TESTS 1000
	THICKNESS 40 MM		1300
	THICKNESS 45 MM		1500
	THICKNESS 60 MM		2000
	THICKNESS 70 MM		2500
	THICKNESS 90 MM		3000