



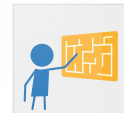
HANGING



WALK/BALANCE



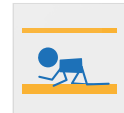
INTERACTIVE GAME



CLIMBING



CRAWLING



SLIDING



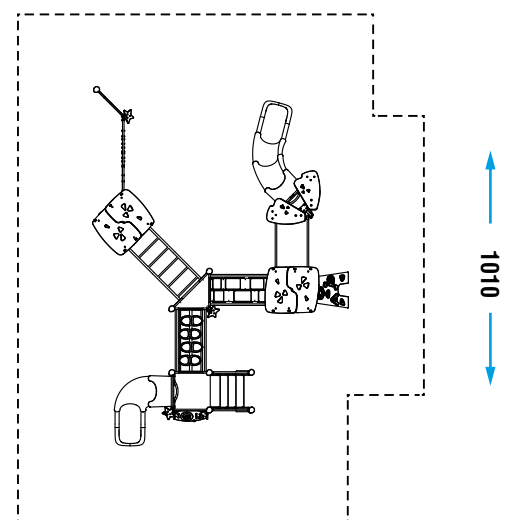
CATALOG COLLECTION	TIKA LINE
DIMENSIONS (L x W x H) in cm	710 x 505 x 330
MAXIMUM CFH	200
IMPACT ATTENUATING SURFACE	min. 74,25 m ² - MAX 80,00 m ²
SUGGESTED AGE OF USE	3 +

COMPOSITION

- n°18 octagonal aluminium poles
- n°5 aluminium decks
- n°2 HDPE sheet gable roofs
- n°1 HDPE sheet and metal roof
- n°7 metal guardpanels
- n°1 aluminium stairs
- n°2 modular slides
- n°3 HDPE sheet playpanels
- n°3 HDPE sheet decorations
- n°1 staggered steps bridge
- n°1 mushroom bridge
- n°1 overhead metal element
- n°1 HDPE sheet climbing
- n°1 metal and HDPE climbing
- n°1 metal, rope net and HDPE climbing
- n°1 metal and HDPE tunnel
- n°1 metal ladder

SECURITY AREA

805



Make a proper security surface according to CFH. Periodic maintenance is mandatory, following manual supplied to customer.