

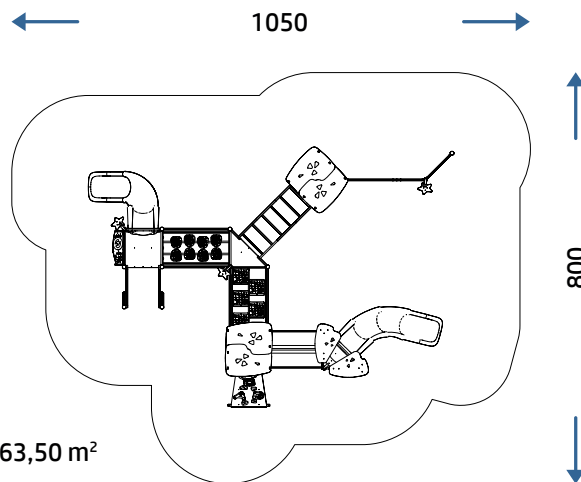
PRODUCT SHEET






4405 PECOS

REV 0.0 - IT202509



SECURITY AREA



	CATALOG COLLECTION	TIKA LINE
	DIMENSIONS (L X W X H)	720 x 510 x 330 cm
	IMPACT AREA	63,50 m ²
	MAXIMUM CFH	200 cm
	SUGGESTED AGE OF USE	3+
	NUMBER OF USERS	40

PRODUCT SHEET

4405 PECOS

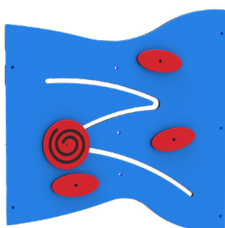
REV 0.0 - IT202509

- COMPOSITION**
- n° 18 70 x70 mm octagonal section aluminium structural posts
 - n° 5 recycled anti-slip HDPE decks
 - n° 2 recycled HDPE sheet gable roofs
 - n° 1 recycled HDPE sheet and metal roof
 - n° 4 open metal guard panels
 - n° 3 recycled HDPE and metal guard panels
 - n° 1 stairs with recycled anti-slip HDPE treads
 - n° 2 roto-molded PTE modular slides H140, H80
 - n° 3 recycled HDPE sheet decorations
 - n° 1 «GOBBE» bridge
 - n° 1 «FUNGHI» bridge
 - n° 1 metal overhead
 - n° 1 metal, rope net and HDPE climbing
 - n° 1 HDPE sheet climbing
 - n° 1 recycled HDPE sheet ramp
 - n° 1 roto-molded PTE tunnel bridge
 - n° 1 metal ladder

PLAY PANELS




LUDIC PLAY PANEL X1




LUDIC PLAY PANEL X1

INSTALLATION



Where there is an aluminum pole, the plinth must be created directly on it.



If there is already an adequate fund in CLS the game can be supplied with special brackets for fixing to the ground (option applicable only with confirmation of feasibility).

Make a proper security surface according to CFH. Periodic maintenance is mandatory, following manual supplied to customer.

MATERIAL (mm)	DESCRIPTION (mm)	MINIMUM DEPTH (mm) (b)	CRITICAL FALL HEIGHT (mm)
LAWN/SOIL			1000 (d)
BARK	20 TO 80 GRAIN SIZE	200 300	2000 3000
WOOD CHIPS	20 TO 80 GRAIN SIZE	200 300	2000 3000
SAND	20 TO 80 GRAIN SIZE	200 300	2000 3000
GRAVEL	20 TO 80 GRAIN SIZE	200 300	2000 3000
RUBBER SURFACING RESPONDENT TO HIC	THICKNESS 30 MM		DEPENDENT ON CERTIFICATION TESTS 1000
	THICKNESS 40 MM		1300
	THICKNESS 45 MM		1500
	THICKNESS 60 MM		2000
	THICKNESS 70 MM		2500
	THICKNESS 90 MM		3000