






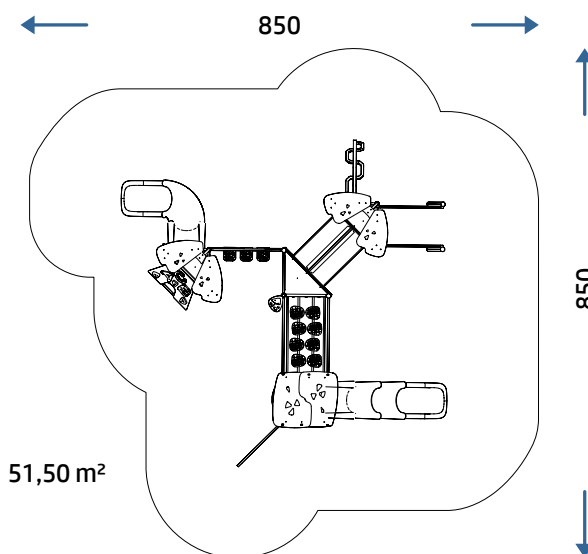
PRODUCT SHEET

4404 MALUGA



	<b>CATALOG COLLECTION</b>	TIKA LINE
	<b>DIMENSIONS (L X W X H)</b>	540 x 540 x 315 cm
	<b>IMPACT AREA</b>	51,50 m <sup>2</sup>
	<b>MAXIMUM CFH</b>	150 cm
	<b>SUGGESTED AGE OF USE</b>	3+
	<b>NUMBER OF USERS</b>	24

SECURITY AREA



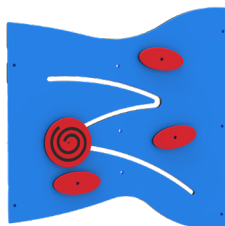
## PRODUCT SHEET

## 4404 MALUGA

REV 0.0 - IT202509


- COMPOSITION**
- n° 13 70 x70 mm octagonal section aluminium structural posts
  - n° 4 recycled anti-slip HDPE decks
  - n° 1 recycled HDPE sheet gable roof
  - n° 2 recycled HDPE sheet and metal roofs
  - n° 5 open metal guard panels
  - n° 1 roto-molded PTE guard panel
  - n° 1 stair with recycled anti-slip HDPE treads
  - n° 2 roto-molded PTE modular slides H60, H120
  - n° 1 recycled HDPE sheet decoration
  - n° 1 hanging climb bridge
  - n° 1 «mushroom» bridge
  - n° 1 recycled HDPE sheet ramp
  - n° 1 «VELA» climbing
  - n° 1 metal climbing
  - n° 1 roto-molded PTE tunnel bridge
  - n° 1 metal ladder

### PLAY PANELS



LUDIC PLAY PANEL X1

### INSTALLATION



Where there is an aluminum pole, the plinth must be created directly on it.



If there is already an adequate fund in CLS the game can be supplied with special brackets for fixing to the ground (option applicable only with confirmation of feasibility).

Make a proper security surface according to CFH. Periodic maintenance is mandatory, following manual supplied to customer.

MATERIAL (mm)	DESCRIPTION (mm)	MINIMUM DEPTH (mm) (b)	CRITICAL FALL HEIGHT (mm)
LAWN/SOIL			1000 (d)
BARK	20 TO 80 GRAIN SIZE	200 300	2000 3000
WOOD CHIPS	20 TO 80 GRAIN SIZE	200 300	2000 3000
SAND	20 TO 80 GRAIN SIZE	200 300	2000 3000
GRAVEL	20 TO 80 GRAIN SIZE	200 300	2000 3000
RUBBER SURFACING RESPONDENT TO HIC	THICKNESS 30 MM		DEPENDENT ON CERTIFICATION TESTS 1000
	THICKNESS 40 MM		1300
	THICKNESS 45 MM		1500
	THICKNESS 60 MM		2000
	THICKNESS 70 MM		2500
	THICKNESS 90 MM		3000