

## PRODUCT SHEET

## 07 LUISA

REV 0.0 - IT202509



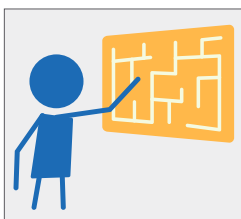
### SLIDING



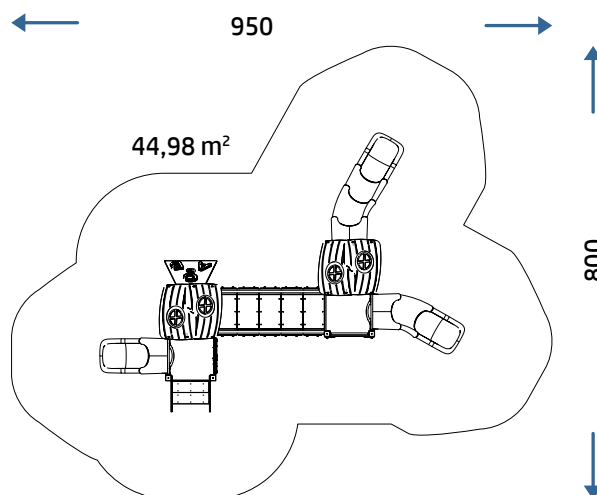
### CLIMBING



### INTERACTIVE GAME



## SECURITY AREA



### CATALOG COLLECTION

### WOOD COLLECTION

### DIMENSIONS (L X W X H)

620 x 480 x 320 cm

### IMPACT AREA

44,98 m<sup>2</sup>

### MAXIMUM CFH

120 cm

### SUGGESTED AGE OF USE

2+

### NUMBER OF USERS

21


## SCHEMA PRODOTTO

## 07 LUISA

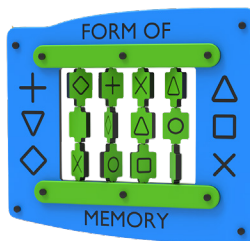
REV 0.0 - IT202509

- COMPOSITION**
- n° 12 90x90 mm square section wood structural posts
  - n° 4 recycled anti-slip HDPE decks
  - n° 2 HDPE sheet roofs
  - n° 4 HDPE sheet guard panels
  - n° 5 metal guard panel
  - n° 1 «ARCO» bridge
  - n° 1 stairs with recycled anti-slip HDPE steps
  - n° 1 two-rung backrest
  - n° 1 HDPE sheet climbing
- n° 1 roto-molded PTE modular slide (H60)
  - n° 1 roto-molded PTE modular slide (H85)
  - n° 1 roto-molded PTE modular slide (H100)

### PLAY PANELS




EDUCATIONAL PLAY PANEL X1




LUDIC PLAY PANEL X1

### INSTALLATION



If wooden pole is present, it can be equipped with special steel stirrups.



If there is already an adequate fund in CLS the game can be supplied with special brackets for fixing to the ground (option applicable only with confirmation of feasibility).

Make a proper security surface according to CFH. Periodic maintenance is mandatory, following manual supplied to customer.

MATERIAL (mm)	DESCRIPTION (mm)	PROFONDITÀ MINIMA (mm) (b)	ALTEZZA MASSIMA DI CADUTA (mm)
LAWN/SOIL			1000 (d)
BARK	20 TO 80 GRAIN SIZE	200 300	2000 3000
WOOD CHIPS	20 TO 80 GRAIN SIZE	200 300	2000 3000
SAND	20 TO 80 GRAIN SIZE	200 300	2000 3000
GRAVEL	20 TO 80 GRAIN SIZE	200 300	2000 3000
RUBBER SURFACING RESPONDENT TO HIC	THICKNESS 30 MM		DEPENDENT ON CERTIFICATION TESTS 1000
	THICKNESS 40 MM		1300
	THICKNESS 45 MM		1500
	THICKNESS 60 MM		2000
	THICKNESS 70 MM		2500
	THICKNESS 90 MM		3000